



An end-to-end solution designed to meet the unique needs of multi-dwelling units for fast and secure connectivity

Multi-dwelling units (MDUs) make up over a quarter of today’s housing market and demand is still on the rise

Today’s property management companies face challenges with inefficient, ad-hoc infrastructures, and fragmented solutions. This leads to poor or inconsistent internet performance, expensive build-outs for property locations, and outdated experiences for tenants.



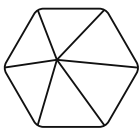
Leverage the adaptive MDU suite designed to deliver the connected lifestyle tenants have come to expect

Uprise creates a single managed entity for residential, commercial, and common living spaces alike.


Key features



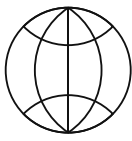
MDU optimization
A learning algorithm that optimizes clusters based on peak usage time and need.



Property wireless connectivity
Provide community access to guests and tenants throughout the property while managing a private SSID for building-owned devices.




Personalized tenant experience
Enable tenants to manage their network experience using Plume’s intuitive award-winning app interface.



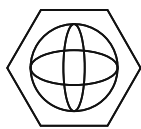
Tenant lifecycle management
APIs enable seamless network monitoring and management across multiple properties.

Key benefits



Increase customer lifetime value

Deliver a premium experience to your tenants with the industry-leading, HomePass and WorkPass apps.



Reduce cost and complexity

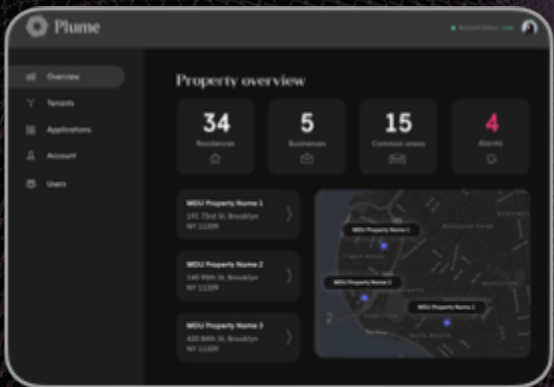
Improve the on-board/off-board tenant experience and gain greater efficiencies via the effective reuse of hardware.




Improve operational efficiency

Gain better visibility with the web dashboard and eliminate the need for multiple tools and process.

Uprise helps ensure service providers and property managers can deliver the connected lifestyle tenants have come to expect.

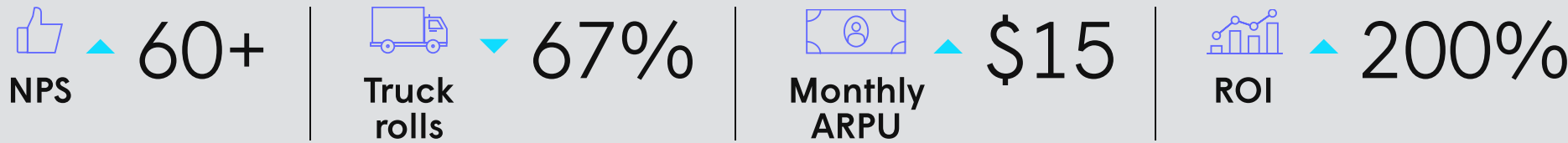


MDU management portal



Why partner with Plume?

Our services are proven to help CSPs reduce costs while increasing operational efficiency.*



*Data based on an average taken across Plume’s deployed CSP customer base.

Let’s get started

Start realizing your full MDU potential when you partner with Plume. Contact partner@plume.com to learn more.